

Rowe Referrals

The Veterinary Hospital

Bradley House, Ferndene

Bristol, BS32 9DT

Telephone 01454 521000

Fax 01454 521001

referrals@rowevetgroup.com

www.rowereferrals.co.uk

The Eye Clinic

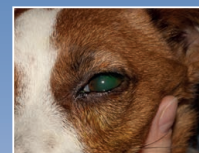
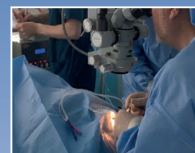
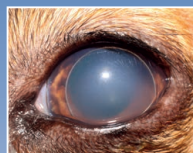
eyeclinic@rowevetgroup.com

eyes@rowevetgroup.com

Rowe

Referrals

Lens Luxation



www.facebook.com/roweeyeclinic

www.facebook.com/roweveterinaryreferrals



Lens Luxation

What is lens luxation?

Lens luxation is the term used for a displacement of the lens (the transparent structure within the eye, which is responsible for focusing incoming light to the back of the eye). We generally regard lens luxation as an emergency as it can cause the pressure inside the eye to rise, which is painful and may result in irreversible damage to the eye.



Why does it occur?

We generally distinguish between primary lens luxation and secondary lens luxation. Primary lens luxation is an instability of the lens in the absence of other eye disorders, often encountered in terrier breeds. Secondary lens luxation, on the other hand, is a consequence of other underlying eye disorders (including chronic inflammation in the eye, chronic elevation of the pressure inside the eye, trauma, etc.).

Can both eyes be affected?

Yes, we generally regard primary lens luxation as a bilateral disease. However this doesn't mean that both lenses are completely displaced at the time of diagnosis. Secondary lens luxation may involve one or both eyes, depending on the nature of the underlying disease.

Are any breeds predisposed?

Whereas secondary lens luxation may occur in any breed, there is a breed predisposition for primary lens luxation in a variety of terrier breeds, terrier crossbreeds, Tibetan Terriers, Shar Peis, etc. Genetic tests to identify a genetic predisposition are available for certain breeds.



What treatment options do I have?

Even though medical treatment is necessary to control the pressure and inflammation in the eye, lens luxation generally requires surgery. Several different techniques are available to remove the lens. The procedure is demanding and involves intensive postoperative care, however surgery provides the best overall prognosis to maintain vision and the eye.

What happens if I do nothing?

If left untreated, lens luxation usually results in elevation of the pressure in the eye (glaucoma), resulting in loss of vision and loss of the eye.

If you have any further questions regarding this or any other condition feel free to contact us.